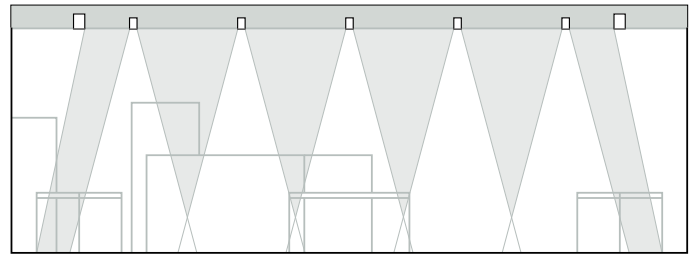
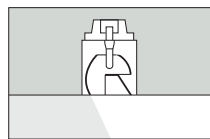
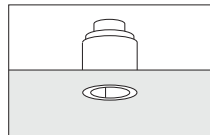


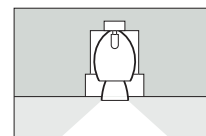
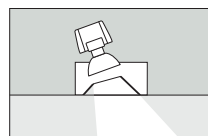
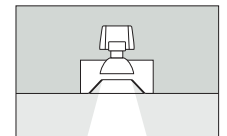
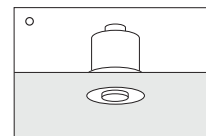
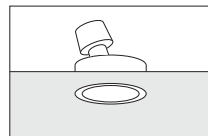
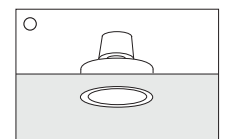
The indirect general lighting in the entrance and seating area is provided by wall-washers. A regular arrangement of double-focus downlights provide direct light throughout the main restaurant area. A supplementary row of directional spotlights illuminate the plants between the seated area and the bar. The bar is accentuated by a series of downlights that follow the shape of the bar.



Recessed wallwasher for halogen lamps.

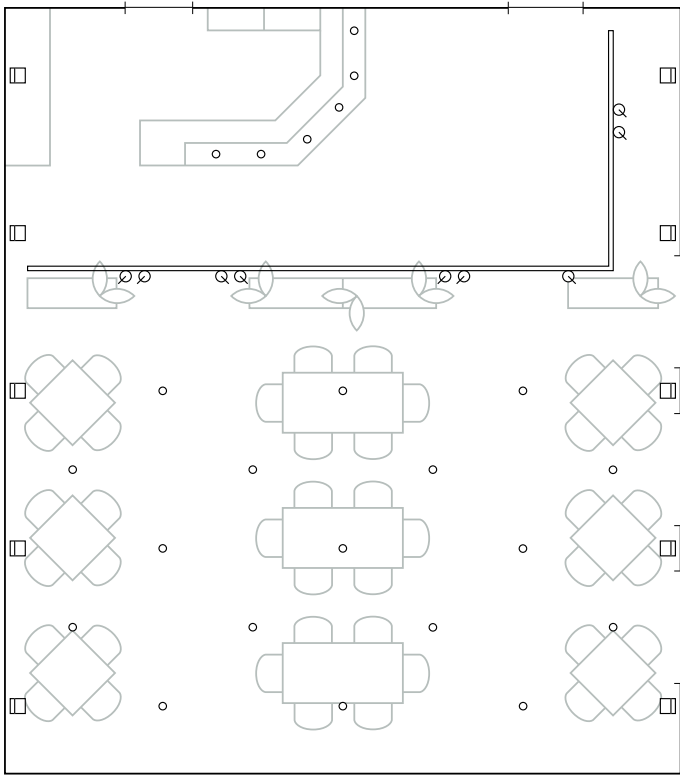


Recessed downlight for low-voltage halogen lamps.



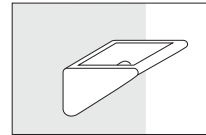
Recessed directional spotlights for low-voltage halogen lamps.

Recessed double-focus downlight for low-voltage halogen lamps.

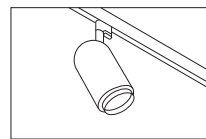
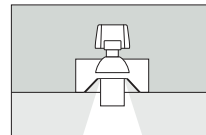
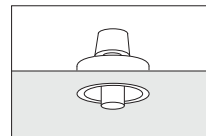


Indirect general lighting is provided by ceiling washlights arranged along the side walls. A staggered layout of decorative recessed downlights provides accent lighting on the tables and bar. Track-mounted spotlights illuminate the plants and entrance area.

Wall-mounted ceiling washlight for halogen lamps or general service lamps.



Decorative recessed downlight for low-voltage halogen lamps.



Track-mounted spotlights.